

2024-2025 Community Health Assessment

Appendix E – Survey Results

Sean Curry, MPH
Katelyn Mullins, MPH
Alexandria Health Department

March 2025



What is Included?

- Survey purpose + how results can be used
- How we collected responses
- Full results

Survey purpose

- Direct input from community members to understand what you think are our top health issues, community strengths, and opportunities to improve health in our city
- Ensure community members from all backgrounds and demographics can weigh in

How survey results can be used:

This appendix provides the full breakdown of survey responses.

This survey informs the state of health in our city. This, along with population level data, community input, and context from subject matter experts help us gain a full understanding of health in Alexandria.

How could this information strengthen your grant writing, reporting, program design, and strategic planning efforts?

These results are direct feedback from community members who completed the survey. May not be generalizable to the entire community, so should not be the only information used to inform decision making. But provides helpful information.

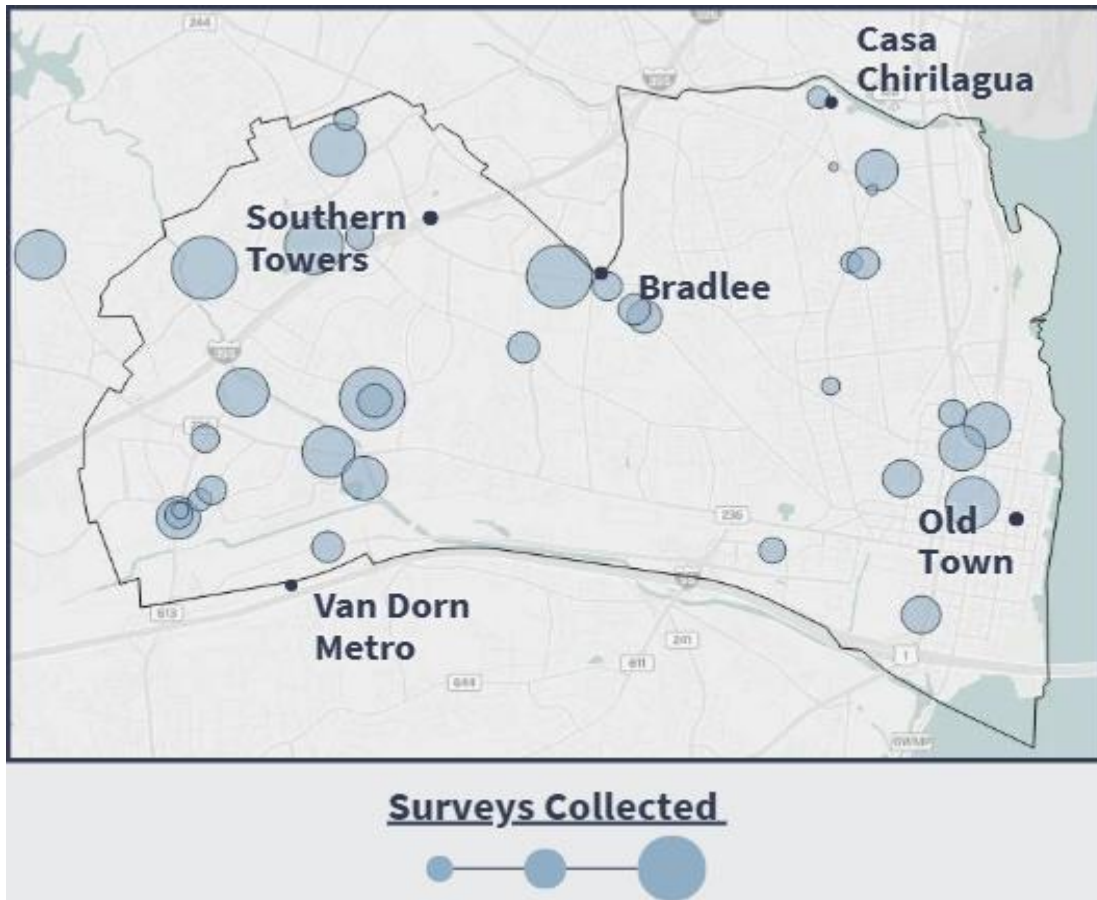
Any organization, agency, stakeholder, or community member may use these results to inform their work. For follow-up questions or request for more information, email healthmatters@vdh.virginia.gov

March 2025



What did we do?

From [September 3rd – November 4th](#), we conducted survey outreach at more than 40 unique locations around the city! Along with a major online push.



Survey Locations	# Surveys Collected	Survey Locations	# Surveys Collected
William Ramsey Rec Center – 3 events	109	Oakland Baptist Church	21
Patrick Henry Recreation Center – 3 events	103	ALIVE Food Hub Van Dorn	19
Flu Pod – Alexandria City HS	95	Carpenter's Shelter N. Henry	19
Teen Wellness Center	78	Shiloh Baptist Church [at Southern Towers]	18
Del Pepper Center – multiple occasions	75	Supporting Healthy Choices Forum (ACPS)	18
Campagna Center	71	Mason Apartments	18
Charles Beatley Library – 2 events	67	Carpenter's Shelter Mill Rd.	17
Black Family Reunion Barrett Library	66	ALIVE Food Hub Mt. Vernon	16
Claridge House Eye Clinic	62	Senior Services of Alexandria (mailing)	16
REACT DC	61	Fair Price	14
Teklehaimanot Ethiopian Orthodox Tewahido Church	52	Northern VA Community College Fair	13
Ben Brenman Park – Recover Month Event	48	Four Mile Run Farmer's Market	12
Zemeda Market and Restaurant	45	Mt. Vernon Community School	11
Charles Houston Rec Center – 2 events	43	NAACP Meeting	9
Chick Armstrong Rec Center – 2 events	43	Friends of Guest House	8
Community Cookout – Princess Square	36	Van Dorn Laundromat	7
Lee Center – Work'n Well Employee Field Day	36	ACPS Football Game	6
Landmark Church	28	ALIVE Office Hours	6
Chinquapin Park Rec Center	27	Commission on HIV/AIDS	4
My Father's House	24	Bubbles Laundromat	3
Beth el Hebrew Congregation	24	Chirilagua Area	2
Brent Place Apartments	21		



Community Health Strengths and Issues

The Alexandria Health Department wants to learn what is most important to Alexandria community members. Your answers to this confidential survey will help make Alexandria a healthier place. For more information, please email healthmatters@vdh.virginia.gov or call 703-244-5654.



1. In your opinion, what are the biggest health issues in your community? Please choose up to THREE.

- | | |
|--|--|
| <input type="checkbox"/> Dental problems | <input type="checkbox"/> Obesity, physical activity, and nutrition |
| <input type="checkbox"/> Teen pregnancy | <input type="checkbox"/> Sexually transmitted infections and diseases (HIV/AIDS, chlamydia, syphilis, gonorrhea) |
| <input type="checkbox"/> Maternal, infant, and child health | <input type="checkbox"/> Illnesses spread by insects and/or animals (Lyme, West Nile, rabies) |
| <input type="checkbox"/> Violence and crime | <input type="checkbox"/> Illnesses spread person to person (flu, COVID-19, TB, Mpox, MRSA, measles) |
| <input type="checkbox"/> Domestic violence, rape/sexual assault, child abuse | <input type="checkbox"/> Environmental health/climate change issues (extreme heat, poor air quality, excessive flooding) |
| <input type="checkbox"/> Preventable injuries (poisoning, falls, car/bike crashes) | <input type="checkbox"/> Racism and other forms of discrimination |
| <input type="checkbox"/> Aging-related health concerns (dementia, arthritis) | <input type="checkbox"/> Food insecurity (hunger) |
| <input type="checkbox"/> Tobacco use (cigarettes, vaping, e-cigarettes) | <input type="checkbox"/> Other _____ |
| <input type="checkbox"/> Alcohol, drug, opiate use (including overdose) | |
| <input type="checkbox"/> Mental health (depression, anxiety, suicide, loneliness) | |
| <input type="checkbox"/> Chronic health conditions (asthma, cancer, diabetes, heart disease, stroke) | |

2. In your opinion, what are your community's greatest strengths? Please choose up to THREE.

- | | |
|---|--|
| <input type="checkbox"/> Opportunities to be involved in, and belong to, the community (social connections) | <input type="checkbox"/> A good place for children, youth, and families to live |
| <input type="checkbox"/> Diversity of the community (social, cultural, faith, economic) | <input type="checkbox"/> A good place for older adults to live |
| <input type="checkbox"/> Addresses racism and biases | <input type="checkbox"/> Public safety (police, fire, and rescue services) |
| <input type="checkbox"/> Safe, healthy, and affordable housing | <input type="checkbox"/> Safe place to live |
| <input type="checkbox"/> Access to healthy food | <input type="checkbox"/> Accessible for community members with disabilities |
| <input type="checkbox"/> Support for basic needs (food, clothing) | <input type="checkbox"/> Public parks, green spaces, and opportunities to be physically active |
| <input type="checkbox"/> Access to healthcare | <input type="checkbox"/> Walkable, bikeable community |
| <input type="checkbox"/> Access to mental health and substance use services (counseling, therapy, support groups) | <input type="checkbox"/> Public transportation (convenient, reliable, affordable) |
| <input type="checkbox"/> Educational opportunities (schools, libraries, vocational programs, career counseling) | <input type="checkbox"/> Sustainable and eco-friendly environment |
| <input type="checkbox"/> Jobs and entrepreneurship opportunities | <input type="checkbox"/> Arts and cultural events |
| | <input type="checkbox"/> Access to dental care |
| | <input type="checkbox"/> Other _____ |

3. In your opinion, what would most improve your community's health? Please choose up to THREE.

- | | |
|---|--|
| <input type="checkbox"/> Opportunities to be involved in, and belong to, the community (social connections) | <input type="checkbox"/> Support for children, youth, and families |
| <input type="checkbox"/> Welcoming diversity (social, cultural, faith, economic) | <input type="checkbox"/> Support for older adults |
| <input type="checkbox"/> Addressing racism and biases | <input type="checkbox"/> Public safety (police, fire, and rescue services) |
| <input type="checkbox"/> Safe, healthy, and affordable housing | <input type="checkbox"/> Safe place to live |
| <input type="checkbox"/> Access to healthy food | <input type="checkbox"/> Accessibility for community members with disabilities |
| <input type="checkbox"/> Support for basic needs (food, clothing) | <input type="checkbox"/> Public parks, green spaces, and opportunities to be physically active |
| <input type="checkbox"/> Access to healthcare | <input type="checkbox"/> Walkable, bikeable community |
| <input type="checkbox"/> Access to mental health and substance use services (counseling, therapy, support groups) | <input type="checkbox"/> Public transportation (convenient, reliable, affordable) |
| <input type="checkbox"/> Educational opportunities (schools, libraries, vocational programs, career counseling) | <input type="checkbox"/> Sustainable and eco-friendly environment |
| <input type="checkbox"/> Jobs and entrepreneurship opportunities | <input type="checkbox"/> Arts and cultural events |
| | <input type="checkbox"/> Access to dental care |
| | <input type="checkbox"/> Other _____ |

Flip over →

Please answer the following questions. We ask these questions to better understand your answers.

4. What is your home ZIP code?

— — — — —

5. What is your age? _____ ☐ Prefer not to say

6. Which race/ethnicity best describes you?

Please select ALL that apply.

- ☐ American Indian or Alaska Native
☐ African
☐ Asian
☐ Black or African American
☐ Hispanic or Latino/a
☐ Middle Eastern or North African
☐ Native Hawaiian or Other Pacific Islander
☐ White
☐ Another race/ethnicity _____
☐ Prefer not to say

7. What country were you born in?

_____ ☐ Prefer not to say

8. What is your total annual household income?

- ☐ Less than \$25,000
☐ \$25,000 - \$49,999
☐ \$50,000 - \$99,999
☐ \$100,000 - \$124,999
☐ \$125,000 - \$199,999
☐ Greater than \$200,000
☐ Prefer not to say

9. What is your highest level of education?

Please choose ONE.

- ☐ Less than high school diploma
☐ High school diploma / GED
☐ Some college
☐ Associate's degree / Trade certification
☐ Bachelor's degree
☐ Graduate degree or higher
☐ Prefer not to say

10. How do you currently describe yourself?

- ☐ Woman
☐ Man
☐ Transgender
☐ Nonbinary
☐ Prefer to describe _____
☐ Prefer not to say

11. What is your sexual orientation?

- ☐ Asexual
☐ Bisexual
☐ Gay or Lesbian
☐ Straight or Heterosexual
☐ Prefer to describe _____
☐ I don't know
☐ Prefer not to say

12. Is there anyone living in your household:

Please select ALL that apply.

- ☐ Under age 18
☐ Over age 60
☐ With a disability
☐ Prefer not to say

13. What is the main language you speak at home?

_____ ☐ Prefer not to say

14. How many people live in your household?

_____ ☐ Prefer not to say

15. Do you have difficulty with any of these?

Please select ALL that apply.

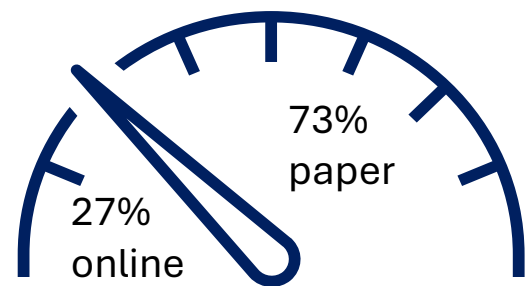
- ☐ Hearing, even with hearing aids
☐ Seeing, even with glasses or contacts
☐ Focusing, remembering, or making decisions
☐ Walking or climbing stairs
☐ Getting dressed or bathing
☐ Doing chores or errands alone
☐ None of these
☐ Prefer not to say

What did we ask?

1. What are the biggest [health issues](#) in your community? (choose 3 out of 19)
2. What are your community's [greatest strengths](#)? (choose 3 out of 22)
3. What would [most improve](#) your community's health? (choose 3 out of 22)
4. [Demographic info](#): home ZIP code, age, race/ethnicity, country of birth, household income, education, gender, sexual orientation, home language, household size, functional limitation
 - Survey was available in English, Spanish, Amharic, Dari, Pashto, and Arabic

Who filled out the survey?

Who filled out the survey?



2,020 total responses



58% women



28% men



28% foreign-born

217 people identify as LGBTQ+

2024 CHA Survey

English	Spanish	Amharic	Dari	Arabic	Pashto
75.1%	8.9%	8.6%	5.1%	1.0%	1.3%

2019 CHA Survey

English	Spanish	Amharic	Farsi	Arabic
91.3%	7.0%	0.6%	0.1%	1.0%



552 respondents speak a language other than English at home



Who filled out the survey?

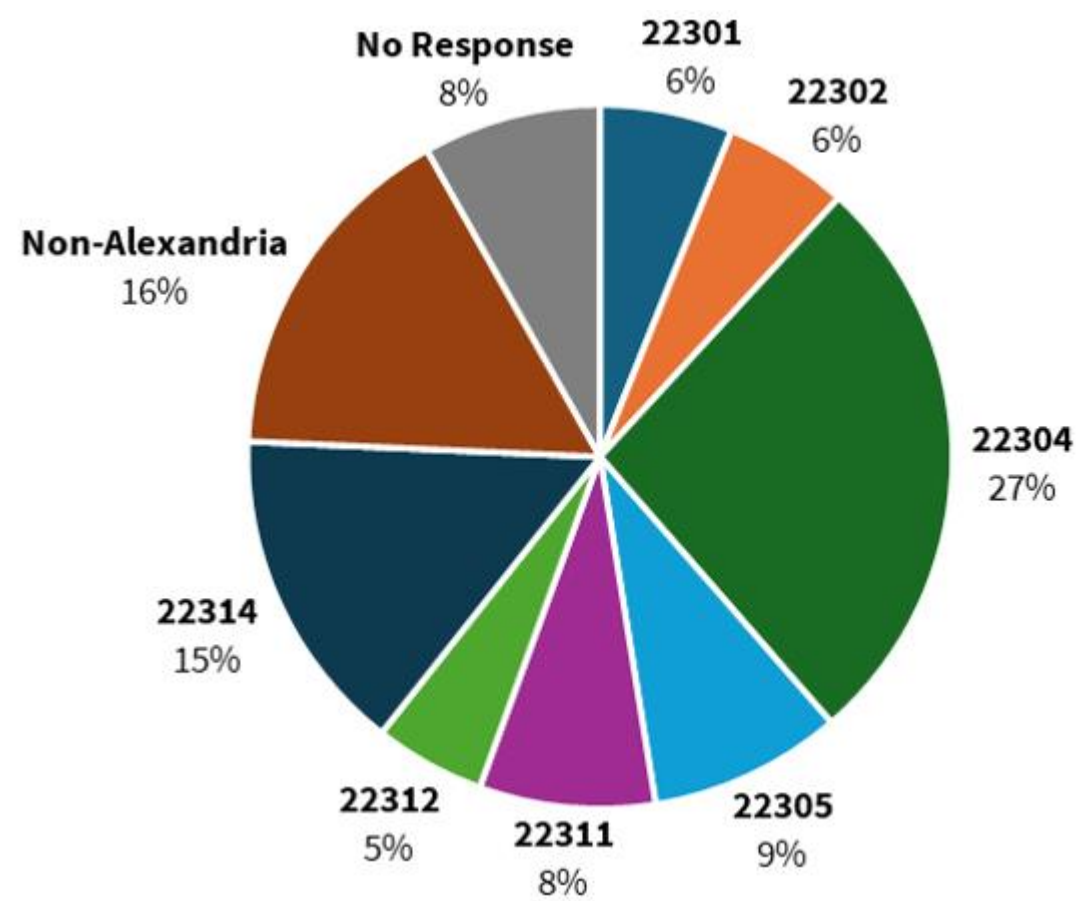
Race/Ethnicity*	2024 CHA	2022 ACS
White	28%	57%
Black or African American	21%	21%
Hispanic or Latino	13%	17%
Asian	7%	6%
African	7%	--
Middle Eastern/North African	0.7%	--
American Indian/Alaska Native	0.4%	0.3%
Native Hawaiian or Other Pacific Islander	0.1%	0%
Another Race/Ethnicity	0.9%	5%
Two or more races	5%	10%
Prefer not to say	7%	--
No response	9%	--

*single Race/Ethnicity

March 2025



Who filled out the survey?

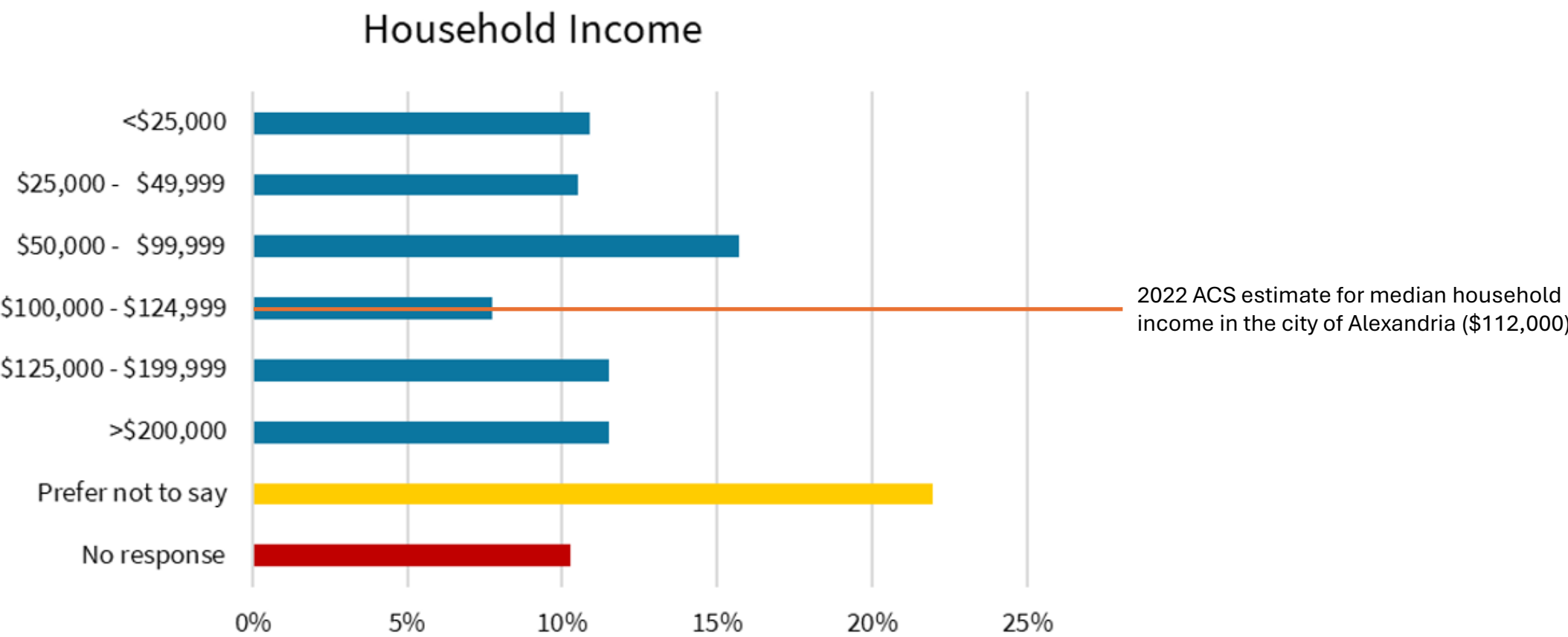


	2024 CHA	2022 ACS
22301	6%	9%
22302	6%	12%
22304	27%	32%
22305	9%	11%
22311	8%	12%
22312	5%	2%
22314	15%	23%

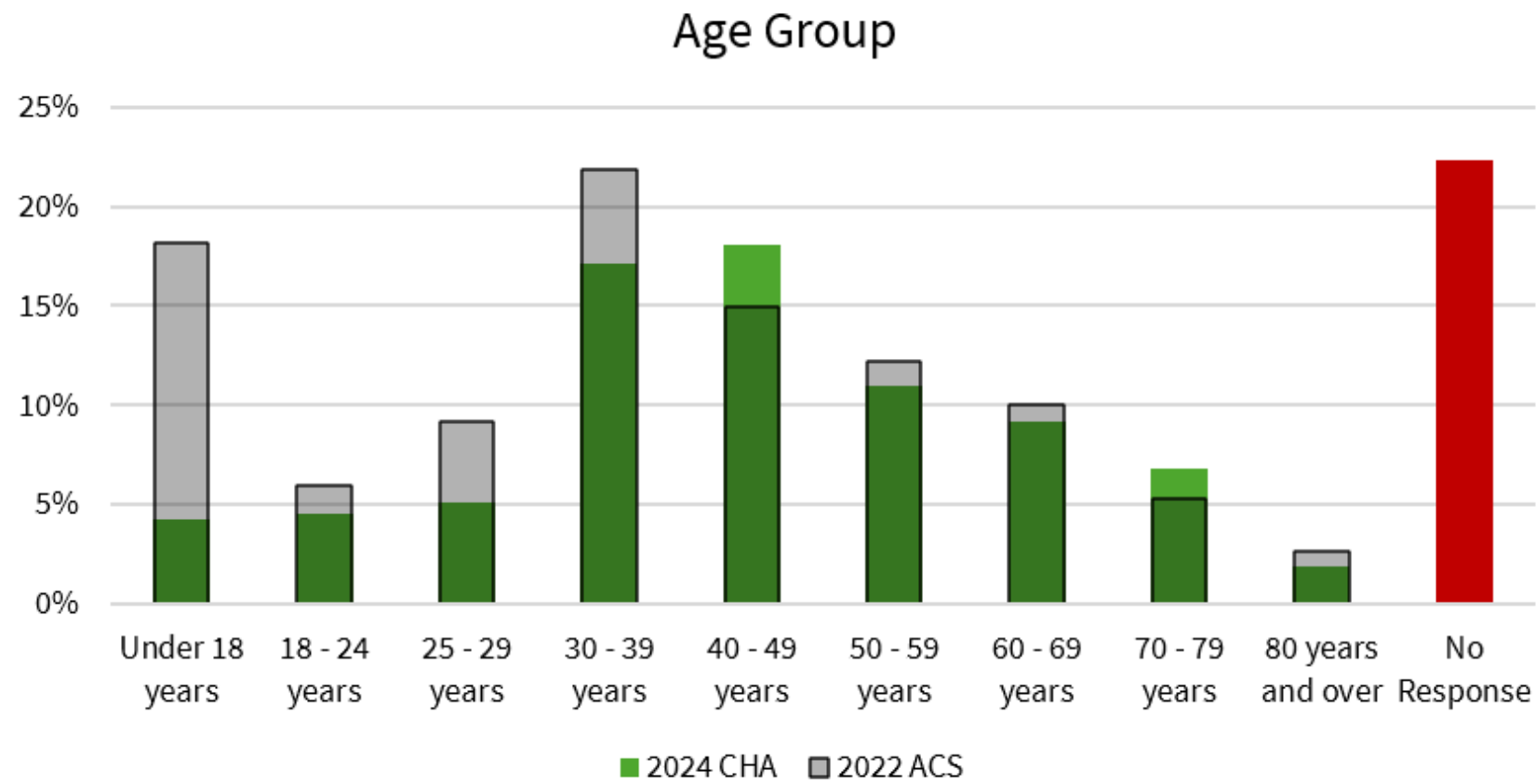
1,529 responses within Alexandria City ZIP codes (76%)



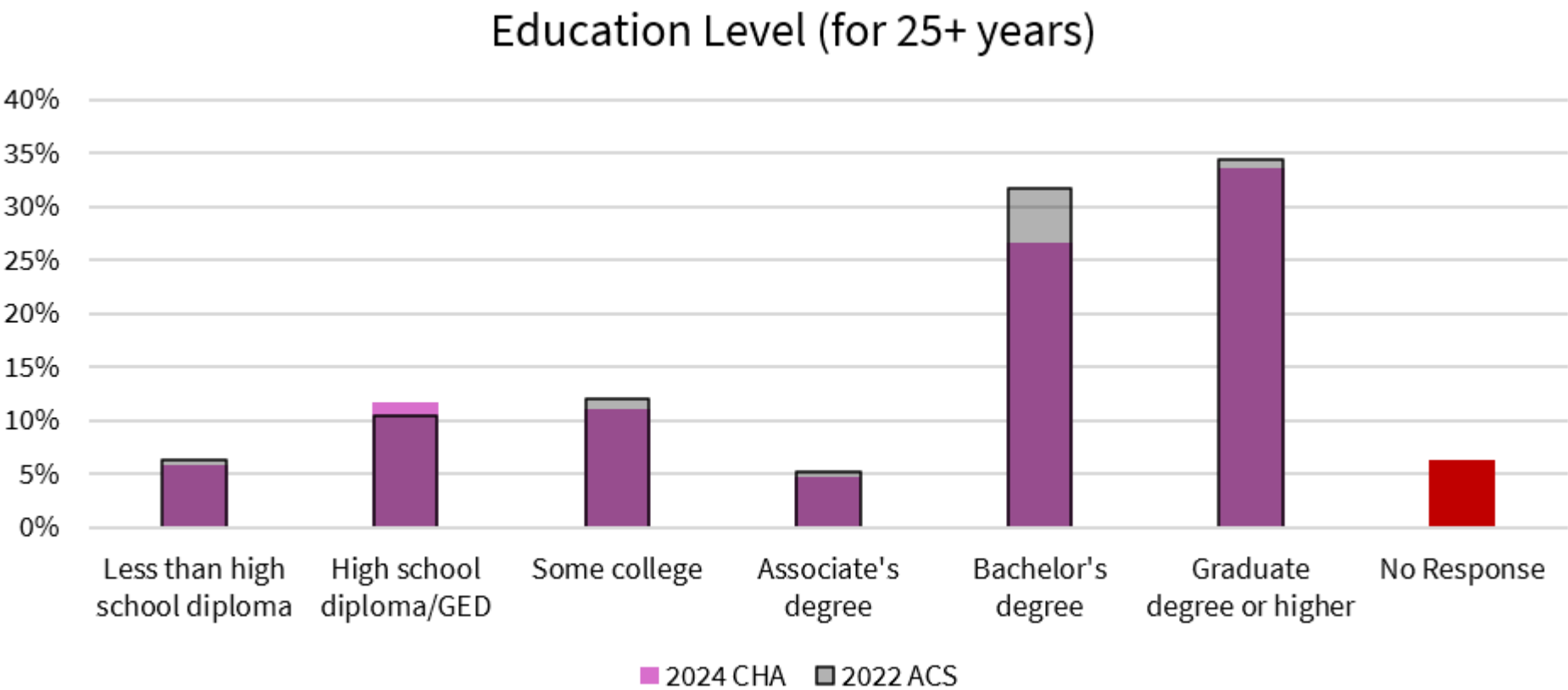
Who filled out the survey?



Who filled out the survey?



Who filled out the survey?



Who filled out the survey?

Functional Limitation*	N
Vision (seeing, even with glasses or contacts)	169
Cognition (focusing, remembering, or making decisions)	160
Mobility (walking or climbing stairs)	148
Independent Living (doing chores or errands alone)	76
Hearing (hearing, even with hearing aids)	68
Self-Care (getting dressed or bathing)	20
More than one selected	144

*asked whether respondents have difficulty with any of these

**415 (20.5%)
respondents had at
least one limitation**

What did Alexandria say?

***Bolded** are answers at least 20% of respondents selected. These are shared in the CHA report.

What are the biggest health issues in your community?*			
Rank	Response	# of respondents	% of total respondents
1	Mental health	943	47%
2	Alcohol, drug, opiate use	601	30%
3	Obesity, physical activity, and nutrition	511	26%
4	Violence and crime	502	25%
5	Chronic health conditions	432	22%
6	Dental problems	428	21%
7	Tobacco use	343	17%
8	Environmental health/ climate change issues	340	17%
9	Aging-related health issues	328	16%
10	Food insecurity	300	15%
11	Racism and other forms of discrimination	298	15%
12	Illnesses spread person to person	290	14%
13	Domestic violence, rape/sexual assault, child abuse	231	11%
14	Teen Pregnancy	184	9%
15	Maternal, infant, and child health	177	9%
16	Preventable injuries	164	8%
17	Sexually transmitted infections and diseases	135	7%
18	Illnesses spread by insects and/or animals	135	7%

NOTE: Answers highlighted through this presentation are those that differ from the overall top three responses.

22311

1. Mental health
2. Alcohol, drug, opiate use
3. Dental problems

22302

1. Mental health
2. Violence and crime
3. Aging-related health concerns

22305

1. Alcohol, drug, opiate use
2. Mental health
3. Violence and crime

22312

1. Mental health
2. Alcohol, drug, opiate use
3. Dental problems

22301

1. Mental health
2. Obesity, physical activity, and nutrition
3. Environmental health/ climate change issues

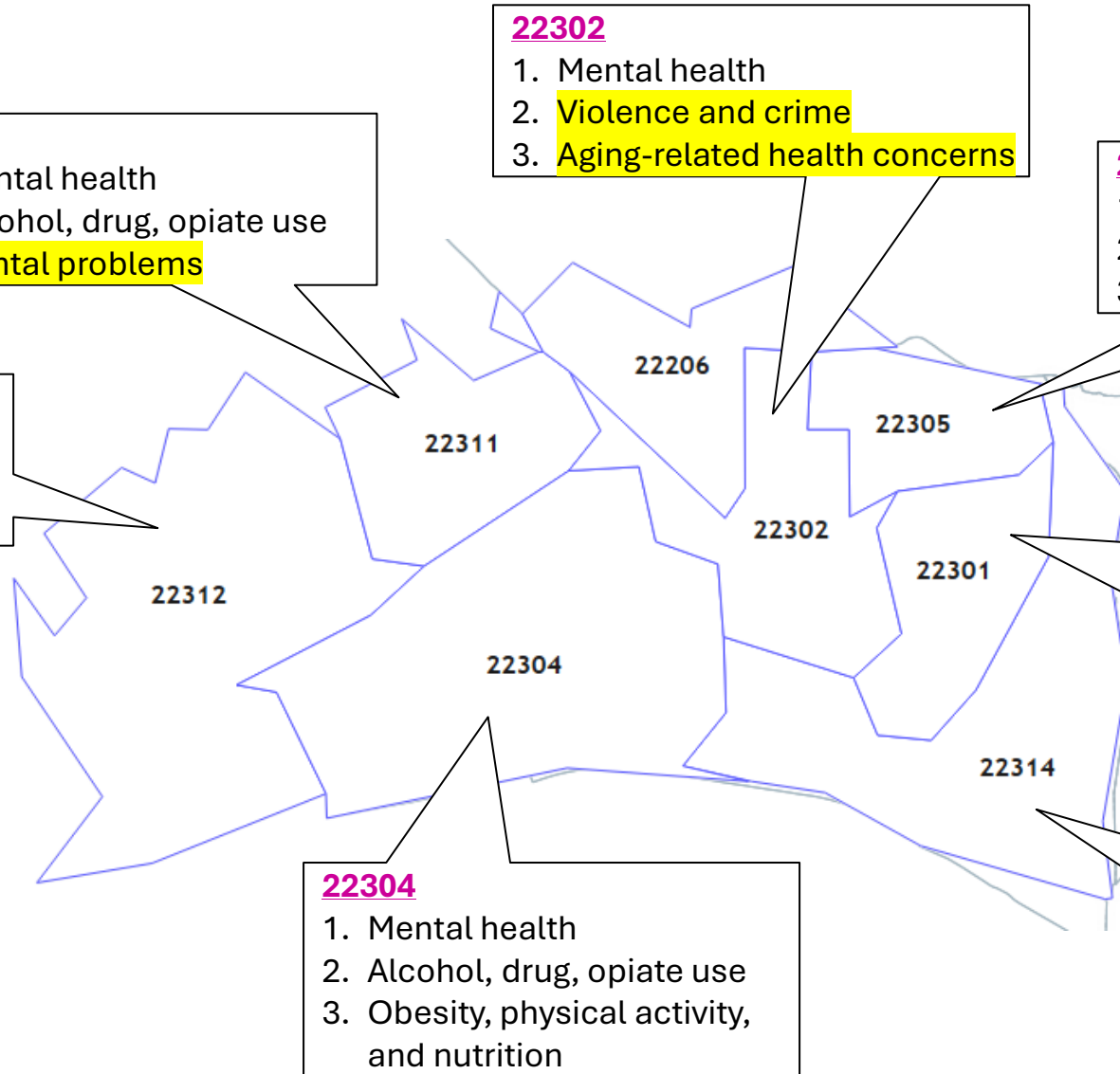
22304

1. Mental health
2. Alcohol, drug, opiate use
3. Obesity, physical activity, and nutrition

22314

1. Mental health
2. Violence and crime
3. Alcohol, drug, opiate use

What are the biggest health issues in your community?



Race/Ethnicity

What are the biggest health issues in your community?							
Rank	African	Asian	Black or African American	Hispanic or Latino/a	Middle Eastern/ North African*	White	Two or More Races
1	Mental health	Mental health	Mental health	Alcohol, drug, opiate use	Obesity, physical activity, and nutrition	Mental health	Mental health
2	Alcohol, drug, opiate use	Alcohol, drug, opiate use	Alcohol, drug, opiate use	Dental problems	Illnesses spread by insects	Obesity, physical activity, and nutrition	Alcohol, drug, opiate use
3	Chronic health conditions	Obesity, physical activity, and nutrition	Violence and crime	Mental health	Illnesses spread person to person	Environmental health/ climate change issues	Violence and crime
n	147	150	422	266	193	557	108

*Anyone who selected Middle Eastern/North African as their race/ethnicity OR anyone who took the survey in Dari, Pashto, or Arabic OR anyone who was born in Afghanistan, Algeria, Azerbaijan, Egypt, Iraq, Isreal, Morocco, Pakistan, Saudi Arabia, Sudan, Syria, or Turkey

**Excluding categories with less than 1% of survey responses: Another Race/Ethnicity (n=19), American Indian/Alaska Native (n=9), and Native Hawaiian/Pacific Islander (n=3).

Survey Language

What are the biggest health issues in your community?						
Rank	English	Spanish	Amharic	Dari	Pashto	Arabic
1	Mental health	Dental problems	Mental health	Obesity, physical activity, nutrition	Obesity, physical activity, nutrition	Illnesses spread person to person
2	Alcohol, drug, opiate use	Alcohol, drug, opiate use	Dental problems	Illnesses spread by insect	Illnesses spread person to person	Illnesses spread by insects
3	Violence and crime	Violence and crime	Chronic health conditions	Illnesses spread person to person	Dental problems	Aging-related health concerns
n	1518	179	173	103	27	20

Age Group

What are the biggest health issues in your community?									
Rank	Under 18 years	18-24 years	25-29 years	30-39 years	40-49 years	50-59 years	60-69 years	70-79 years	80-90 years
1	Alcohol, drug, opiate use	Mental health	Mental health	Mental health	Mental health	Mental health	Mental health	Aging-related health concerns	Aging-related health concerns
2	Violence and crime	Alcohol, drug, opiate use	Alcohol, drug, opiate use	Alcohol, drug, opiate use	Alcohol, drug, opiate use	Violence and crime	Chronic health conditions	Mental health	Mental health
3	Mental health	Tobacco use	Tobacco use	Dental problems	Obesity, physical activity, nutrition	Obesity, physical activity, nutrition	Aging-related health concerns	Chronic health conditions	Obesity, physical activity, nutrition
n	86	92	102	345	364	222	184	137	37

Household Income

What are the biggest health issues in your community?

Rank	Less than \$25,000	\$25,000 - \$49,999	\$50,000 - \$99,999	\$100,000 - \$124,999	\$125,000 - \$199,999	Greater than \$200,000
1	Dental problems	Mental health	Mental health	Mental health	Mental health	Mental health
2	Mental health	Alcohol, drug, opiate use	Alcohol, drug, opiate use	Alcohol, drug, opiate use	Alcohol, drug, opiate use	Obesity, physical activity, nutrition
3	Alcohol, drug, opiate use	Violence and crime	Dental problems	Obesity, physical activity, nutrition	Violence and crime	Alcohol, drug, opiate use
n	220	212	317	156	232	232

Education Level

What are the biggest health issues in your community?						
Rank	Less than high school diploma	High school diploma/ GED	Some college	Associate's degree/ Trade certification	Bachelor's degree	Graduate degree or higher
1	Alcohol, drug, opiate use	Alcohol, drug, opiate use	Mental health	Mental health	Mental health	Mental health
2	Mental health	Mental health	Alcohol, drug, opiate use	Alcohol, drug, opiate use	Alcohol, drug, opiate use	Obesity, physical activity, nutrition
3	Dental problems	Dental problems	Violence and crime	Violence and crime	Obesity, physical activity, nutrition	Chronic health conditions
n	161	241	216	84	438	529

Gender and Sexual Orientation

What are the biggest health issues in your community?		
Rank	Women	Men
1	Mental health	Mental health
2	Alcohol, drug, opiate use	Alcohol, drug, opiate use
3	Violence and crime	Obesity, physical activity, nutrition
N	1179	571

What are the biggest health issues in your community?	
Rank	LGBTQ+
1	Mental Health
2	Alcohol, drug, opiate use
3	Obesity, physical activity, and nutrition
n	217



Functional Limitation Status

What are the biggest health issues in your community?							
Rank	Any Functional Limitation	Hearing	Vision	Cognition	Mobility	Self-care	Independent Living
1	Mental Health	Mental Health	Mental Health	Mental Health	Mental Health	Mental Health	Mental Health
2	Violence and Crime	Violence and Crime	Alcohol, drug, opiate use	Violence and Crime	Aging-related health concerns	Violence and Crime	Dental Problems
3	Dental Problems	Dental Problems	Dental Problems	Alcohol, drug, opiate use	Chronic health conditions	Aging-related health concerns	Aging-related health concerns
n	415	68	169	160	148	20	76

Summary of Health Issues: Different Population Priorities

- **Violence and crime** – English and Spanish, younger and middle-aged, lower and higher income, middle education levels
- **Dental problems** – Spanish, Amharic, Pashto, lower-income households, and lower education levels
- **Chronic health conditions** – older adults and higher education levels
- **Tobacco use** – younger adults
- **Aging-related health concerns** – older adults
- **Illnesses spread person to person** – Dari, Pashto, and Arabic
- **Illnesses spread by insects** – Dari and Arabic

What would most improve your community's health?

Rank	Response	# of respondents	% of total respondents
1	Safe, healthy, and affordable housing	869	43%
2	Support for children, youth, and families	499	25%
3	Access to mental health and substance use services	492	25%
4	Access to healthcare	455	23%
5	Jobs and entrepreneurship opportunities	377	19%
6	Opportunities to be involved in, and belong to, the community	362	18%
7	Educational opportunities	345	17%
8	Access to healthy food	327	16%
9	Support for older adults	320	16%
10	Support for basic needs	315	16%
11	Addressing racism and biases	282	14%
12	Welcoming diversity	262	13%
13	Public safety	261	13%
14	Safer place to live	240	12%
15	Public parks, green spaces, and opportunities to be physically active	238	12%
16	Walkable, bikeable community	197	10%
17	Public transportation	176	9%
17	Access to dental care	176	9%
19	Sustainable and eco-friendly environment	173	9%
20	Accessibility for community members with disabilities	141	7%
21	Arts and cultural events	134	7%

What would most
improve your
community's health?

22311

1. Safe, healthy, affordable housing
2. Public safety
3. Access to healthcare

22312

1. Safe, healthy, affordable housing
2. Support for children, youth, and families
3. Job opportunities

22302

1. Safe, healthy, affordable housing
2. Access to mental health and substance use services
3. Access to healthcare

22305

1. Safe, healthy, affordable housing
2. Access to healthcare
3. Support for children, youth, and families

22301

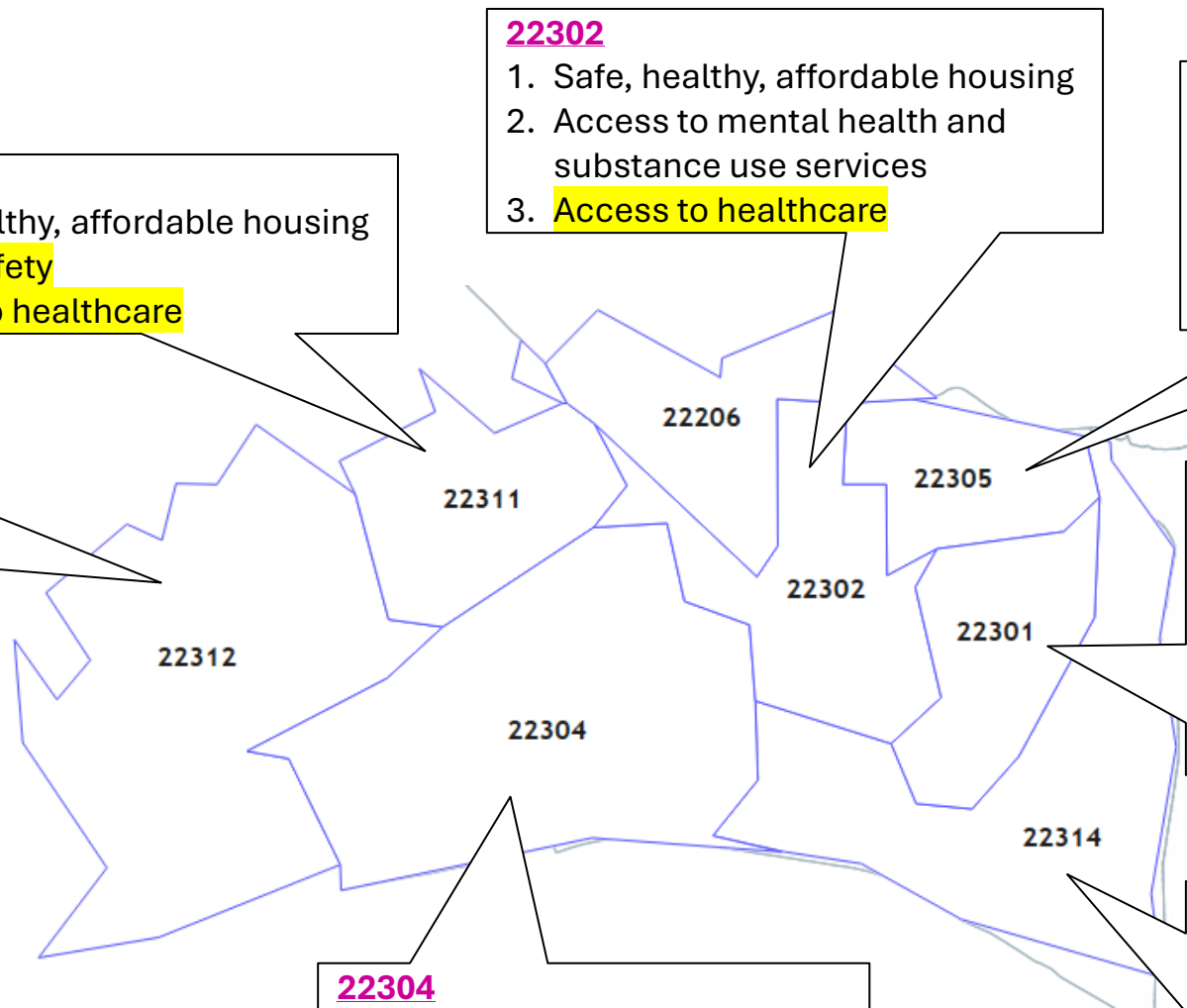
1. Safe, healthy, affordable housing
2. Access to mental health and substance use services
3. Support for children, youth, and families

22314

1. Safe, healthy, affordable housing
2. Access to mental health and substance use services
3. Support for children, youth, and families

22304

1. Safe, healthy, affordable housing
2. Support for children, youth, and families
3. Access to healthcare



Race/Ethnicity

What would most improve your community's health?							
Rank	African	Asian	Black or African American	Hispanic or Latino/a	Middle Eastern/ North African*	White	Two or More Races
1	Safe, healthy, affordable housing	Safe, healthy, affordable housing	Safe, healthy, affordable housing	Safe, healthy, affordable housing	Safe, healthy, affordable housing	Safe, healthy, affordable housing	Safe, healthy, affordable housing
2	Access to healthcare	Support for children, youth, and families	Access to mental health & substance use services	Access to healthcare	Opportunities to be involved in the community	Access to mental health & substance use services	Job opportunities
3	Opportunities to be involved in the community	Access to healthy food	Support for children, youth, and families	Job opportunities	Support for children, youth, and families	Support for children, and youth, families	Access to mental health & substance use services
n	147	150	422	266	193	557	108

*Anyone who selected Middle Eastern/North African as their race/ethnicity OR anyone who took the survey in Dari, Pashto, or Arabic OR anyone who was born in Afghanistan, Algeria, Azerbaijan, Egypt, Iraq, Isreal, Morocco, Pakistan, Saudi Arabia, Sudan, Syria, or Turkey

**Excluding categories with less than 1% of survey responses: Another Race/Ethnicity (n=19), American Indian/Alaska Native (n=9), and Native Hawaiian/Pacific Islander (n=3).

Survey Language

What would most improve your community's health?						
Rank	English	Spanish	Amharic	Dari	Pashto	Arabic
1	Safe, healthy, affordable housing	Safe, healthy, affordable housing	Safe, healthy, affordable housing	Support for children, youth, and families	Safe, healthy, affordable housing	Public safety
2	Access to mental health & substance use services	Access to healthcare	Educational opportunities	Safe, healthy, affordable housing	Support for children, youth, and families	Welcoming diversity
3	Support for children, youth, and families	Job opportunities	Opportunities to be involved in the community	Public safety	Access to healthy food	Opportunities to be involved in the community
n	1518	179	173	103	27	20

Age Group

What would most improve your community's health?

Rank	Under 18 years	18-24 years	25-29 years	30-39 years	40-49 years	50-59 years	60-69 years	70-79 years	80-90 years
1	Safe, healthy, affordable housing	Safe, healthy, affordable housing	Safe, healthy, affordable housing	Safe, healthy, affordable housing	Safe, healthy, affordable housing	Safe, healthy, affordable housing	Safe, healthy, affordable housing	Safe, healthy, affordable housing	Access to mental health & substance use services
2	Support for children, youth, and families	Support for children, youth, and families	Support for children, youth, and families	Support for children, youth, and families	Access to mental health & substance use services	Access to mental health & substance use services	Support for older adults	Support for older adults	Opportunities to be involved in the community
3	Job opportunities	Access to mental health & substance use services	Access to mental health & substance use services	Access to healthcare	Access to healthcare	Support for children, youth, and families	Access to mental health & substance use services	Access to mental health & substance use services	Safe, healthy, affordable housing
n	86	92	102	345	364	222	184	137	37

Household Income

What would most improve your community's health?						
Rank	Less than \$25,000	\$25,000 - \$49,999	\$50,000 - \$99,999	\$100,000 - \$124,999	\$125,000 - \$199,999	Greater than \$200,000
1	Safe, healthy, affordable housing	Safe, healthy, affordable housing	Safe, healthy, affordable housing	Safe, healthy, affordable housing	Safe, healthy, affordable housing	Safe, healthy, affordable housing
2	Support for children, youth, and families	Access to healthcare	Support for children, youth, and families	Access to mental health & substance use services	Access to mental health & substance use services	Access to mental health & substance use services
3	Job opportunities	Job opportunities	Access to mental health & substance use services	Opportunities to be involved in the community	Access to healthcare	Support for children, youth, and families
n	220	212	317	156	232	232

Education Level

What would most improve your community's health?						
Rank	Less than high school diploma	High school diploma/ GED	Some college	Associate's degree/ Trade certification	Bachelor's degree	Graduate degree or higher
1	Safe, healthy, affordable housing	Safe, healthy, affordable housing	Safe, healthy, affordable housing	Safe, healthy, affordable housing	Safe, healthy, affordable housing	Safe, healthy, affordable housing
2	Job opportunities	Support for children, youth, and families	Support for children, youth, and families	Support for children, youth, and families	Access to healthcare	Access to mental health & substance use service
3	Support for children, youth, and families	Access to healthcare	Job opportunities	Access to mental health & substance use services	Access to mental health & substance use services	Support for children, youth, and families
n	161	241	216	84	438	529

Gender and Sexual Orientation

What would most improve your community's health?		
Rank	Women	Men
1	Safe, healthy, affordable housing	Safe, healthy, affordable housing
2	Access to mental health and substance use services	Access to healthcare
3	Support for children, youth, and families	Support for children, youth, and families
N	1179	571

What would most improve your community's health?	
Rank	LGBTQ+
1	Safe, healthy, affordable housing
2	Access to mental health and substance use services
3	Support for children, youth, and families
n	217

Functional Limitation Status

What would most improve your community's health?							
Rank	Any functional limitation	Hearing	Vision	Cognition	Mobility	Self-care	Independent Living
1	Safe, healthy, affordable housing	Safe, healthy, affordable housing	Safe, healthy, affordable housing	Safe, healthy, affordable housing	Safe, healthy, affordable housing	Safe, healthy, affordable housing	Safe, healthy, affordable housing
2	Access to healthcare	Access to mental health and substance use services	Access to mental health and substance use services	Access to healthcare	Support for older adults	Opportunities to be involved in the community	Support for older adults
3	Access to mental health and substance use services	Support for older adults	Access to healthcare	Support for older adults	Access to healthcare	Addressing racism and biases	Access to mental health and substance use services
N	415	68	169	160	148	20	76

Summary of Community Improvements: Different Population Priorities

- **Access to healthcare** – Spanish, middle-aged adults, a range of household incomes, and people with a high school diploma or Bachelor's degree
- **Job opportunities** – Spanish, lower-income households, lower education levels, and younger people
- **Opportunities to be involved in the community** – Amharic, Arabic, and middle-income households
- **Support for older adults** – older adults
- **Public safety** – Dari and Arabic

What are your community's greatest strengths?

Rank	Response	# of respondents	% of total respondents
1	Diversity of the community	749	37%
2	Opportunities to be involved in, and belong to, the community	590	30%
3	Educational opportunities	553	28%
4	A good place for children, youth, and families to live	538	27%
5	Public transportation	500	25%
6	Public parks, green spaces, and opportunities to be physically active	458	23%
7	Walkable, bikeable community	362	18%
8	Public safety	302	15%
9	Support for basic needs	293	15%
10	Safe place to live	293	15%
11	Access to healthcare	289	14%
12	Jobs and entrepreneurship opportunities	271	13%
13	Access to healthy food	255	13%
14	Safe, healthy, and affordable housing	249	12%
15	Arts and cultural events	245	12%
16	A good place for older adults to live	213	11%
17	Access to mental health and substance use services	178	9%
18	Addresses racism and biases	159	8%
19	Accessible for community members with disabilities	113	6%
20	Access to dental care	93	5%
21	Sustainable and eco-friendly environment	88	4%

What are your community's greatest strengths?

22311

1. Educational opportunities
2. Diversity of the community
3. A good place for children, youth, and families to live

- ## 22311
1. Educational opportunities
 2. Diversity of the community
 3. A good place for children, youth, and families to live

<p>22312</p> <ol style="list-style-type: none"> 1. Educational opportunities 2. Diversity of the community 3. Opportunities to be involved in the community

- | |
|---|
| <p>22312</p> <ol style="list-style-type: none"> 1. Educational opportunities 2. Diversity of the community 3. Opportunities to be involved in the community |
|---|

22302

1. Diversity of the community
2. Educational opportunities
3. Opportunities to be involved in the community

- 22302**
1. Diversity of the community
 2. Educational opportunities
 3. Opportunities to be involved in the community

22305

1. Diversity of the community
2. A good place for children, youth, and families to live
3. Public transportation

- 22305**
1. Diversity of the community
 2. A good place for children, youth, and families to live
 3. Public transportation

22301

1. Diversity of the community
2. A good place for children, youth, and families to live
3. Public parks and green spaces

- ## 22301
1. Diversity of the community
 2. A good place for children, youth, and families to live
 3. Public parks and green spaces

22314

1. Diversity of the community
2. Public transportation
3. Walkable, bikeable community

- 22314**
1. Diversity of the community
 2. Public transportation
 3. Walkable, bikeable community

22304

1. Diversity of the community
2. Opportunities to be involved in the community
3. Educational opportunities

- 22304**
1. Diversity of the community
 2. Opportunities to be involved in the community
 3. Educational opportunities

22206

22305

22302

22301

22314

22311

22304

Race/Ethnicity

What are your community's greatest strengths?							
Rank	African	Asian	Black or African American	Hispanic or Latino/a	Middle Eastern/ North African*	White	Two or More Races
1	Diversity of the community	A good place for children, youth, and families	Diversity of the community	Educational opportunities	Diversity of the community	Diversity of the community	Diversity of the community
2	Opportunities to be involved in the community	Public transportation	Opportunities to be involved in the community	Diversity of the community	Educational opportunities	Opportunities to be involved in the community	Public transportation
3	Educational opportunities	Educational opportunities	Educational opportunities	Opportunities to be involved in the community	Opportunities to be involved in the community	Public transportation	Opportunities to be involved in the community
n	147	150	422	266	193	557	108

*Anyone who selected Middle Eastern/North African as their race/ethnicity OR anyone who took the survey in Dari, Pashto, or Arabic OR anyone who was born in Afghanistan, Algeria, Azerbaijan, Egypt, Iraq, Isreal, Morocco, Pakistan, Saudi Arabia, Sudan, Syria, or Turkey

**Excluding categories with less than 1% of survey responses: Another Race/Ethnicity (n=19), American Indian/Alaska Native (n=9), and Native Hawaiian/Pacific Islander (n=3).

Survey Language

What are your community's greatest strengths?						
Rank	English	Spanish	Amharic	Dari	Pashto	Arabic
1	Diversity of the community	Educational opportunities	Opportunities to be involved in the community	A good place for children, youth, and families	A good place for children, youth, and families	Safe, healthy, affordable housing
2	Opportunities to be involved in the community	Public parks and green spaces	Educational opportunities	Public safety	Access to dental care	Accessible for community members with disabilities
3	Educational opportunities	Safe, healthy, affordable housing	Diversity of the community	Public parks and green spaces	Safe, healthy, affordable housing	Diversity of the community
n	1518	179	173	103	27	20

Age Group

What are your community's greatest strengths?

Rank	Under 18 years	18-24 years	25-29 years	30-39 years	40-49 years	50-59 years	60-69 years	70-79 years	80-90 years
1	Diversity of the community	Diversity of the community	Diversity of the community	Diversity of the community	Diversity of the community	Diversity of the community	Diversity of the community	Diversity of the community	Opportunities to be involved in the community
2	Opportunities to be involved in the community	Educational opportunities	Opportunities to be involved in the community	A good place for children, youth, and families	Opportunities to be involved in the community	Opportunities to be involved in the community	Public transportation	Opportunities to be involved in the community	Diversity of the community
3	Educational opportunities	Opportunities to be involved in the community	Educational opportunities	Educational opportunities	A good place for children, youth, and families	Educational opportunities	Opportunities to be involved in the community	Educational opportunities	Access to healthcare
n	86	92	102	345	364	222	184	137	37

Household Income

What are your community's greatest strengths?

Rank	Less than \$25,000	\$25,000 - \$49,999	\$50,000 - \$99,999	\$100,000 - \$124,999	\$125,000 - \$199,999	Greater than \$200,000
1	A good place for children, youth, and families	Diversity of the community	Diversity of the community	Diversity of the community	Diversity of the community	Diversity of the community
2	Educational opportunities	Opportunities to be involved in the community	Educational opportunities	Educational opportunities	Opportunities to be involved in the community	A good place for children, youth, and families
3	Opportunities to be involved in the community	Educational opportunities	Opportunities to be involved in the community	Public transportation	Educational opportunities	Opportunities to be involved in the community
n	220	212	317	156	232	232

Education Level

What are your community's greatest strengths?						
Rank	Less than high school diploma	High school diploma/ GED	Some college	Associate's degree/ Trade certification	Bachelor's degree	Graduate degree or higher
1	Educational opportunities	Opportunities to be involved in the community	Diversity of the community	Diversity of the community	Diversity of the community	Diversity of the community
2	Diversity of the community	A good place for children, youth, and families	Opportunities to be involved in the community	Educational opportunities	Opportunities to be involved in the community	Opportunities to be involved in the community
3	Opportunities to be involved in the community	Diversity of the community	Educational opportunities	Opportunities to be involved in the community	Educational opportunities	A good place for children, youth, and families
n	161	241	216	84	438	529

Gender and Sexual Orientation

What are your community's greatest strengths?		
Rank	Women	Men
1	Diversity of the community	Diversity of the community
2	Opportunities to be involved in the community	Opportunities to be involved in the community
3	Educational opportunities	Educational opportunities
N	1179	571

What are your community's greatest strengths?	
Rank	LGBTQ+
1	Diversity of the community
2	Opportunities to be involved in the community
3	Public transportation
N	217

Functional Limitation Status

What are your community's greatest strengths?							
Rank	Any functional limitation	Hearing	Vision	Cognition	Mobility	Self-care	Independent Living
1	Diversity of the community	Diversity of the community	Diversity of the community	Diversity of the community	Diversity of the community	Opportunities to be involved in the community	Diversity of the community
2	Opportunities to be involved in the community	Opportunities to be involved in the community	Educational opportunities	Opportunities to be involved in the community	Opportunities to be involved in the community	Diversity of the community	A good place for children, youth, and families
3	Educational opportunities	Educational opportunities	Opportunities to be involved in the community	Educational opportunities	Public transportation	A good place for children, youth, and families	Opportunities to be involved in the community
N	415	68	169	160	148	20	76

Summary of Community Strengths: Different Population Priorities

- A good place for children, youth, and families – Dari, Pashto, middle-aged adults, households making below 25k and above 200k, and people with a high school diploma or Graduate degree
- Public transportation – people in their 60s and households making around the area median income
- Public parks and green spaces – Spanish and Dari
- Safe, healthy, affordable housing – Spanish, Pashto, and Arabic