



CITY OF ALEXANDRIA

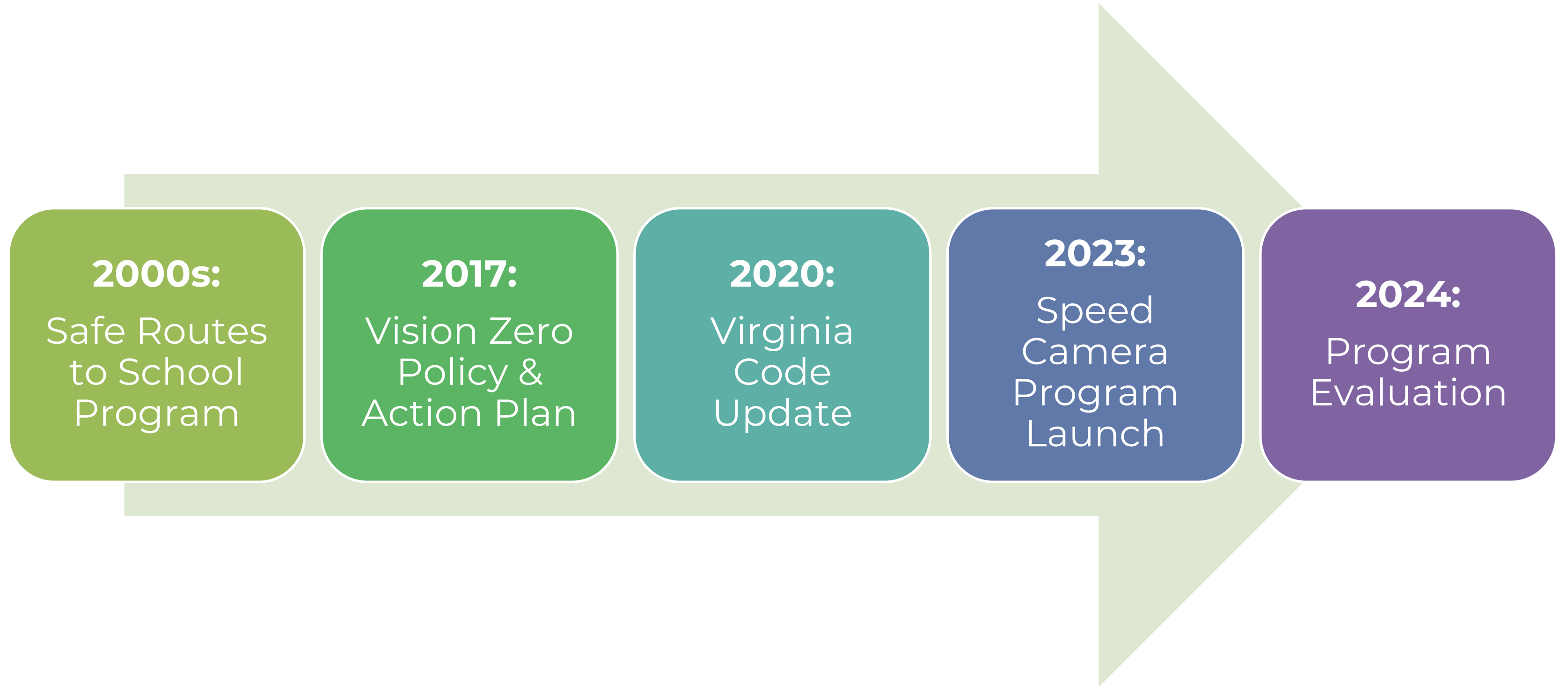
Transportation & Environmental Services

Speed Camera Safety Program School Zone Locations Program Evaluation





Background





Vehicle Speeds



Francis Hammond Middle

-15% % of people driving >25 MPH (AM)

-14% % of people driving >25 MPH (PM)

-2 MPH Reduction in 85th percentile speed across entire day



John Adams & Ferdinand Day Elementary

-29% % of people driving >25 MPH (AM)

-8% % of people driving >25 MPH (PM)

-3 MPH Reduction in 85th percentile speed across entire day



George Washington Middle

-6% % of people driving >25 MPH (AM)

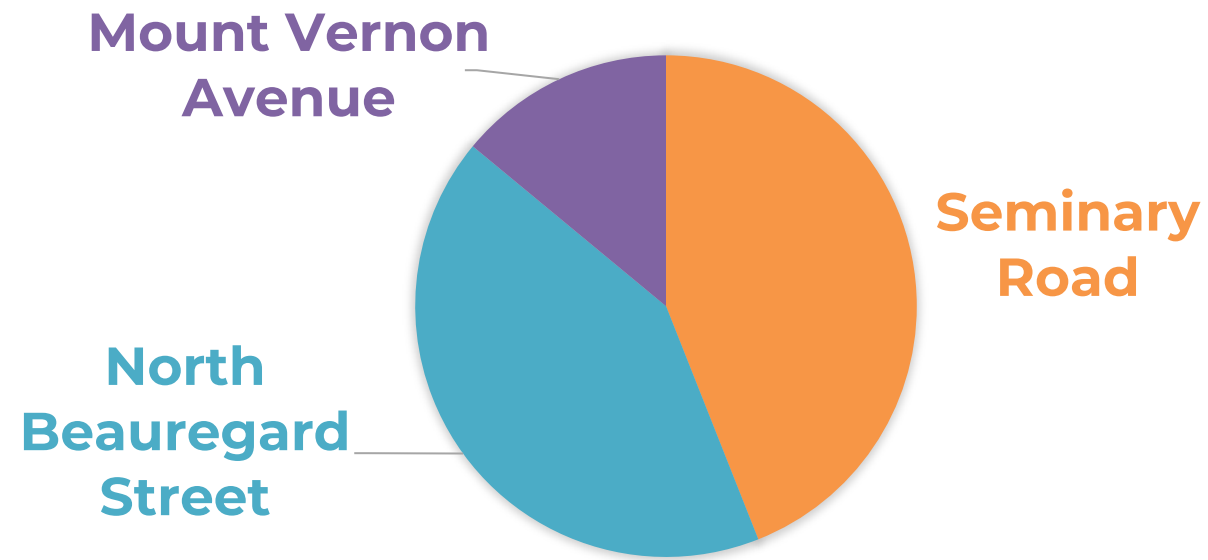
+1% % of people driving >25 MPH (PM)

+2 MPH Reduction in 85th percentile speed across entire day

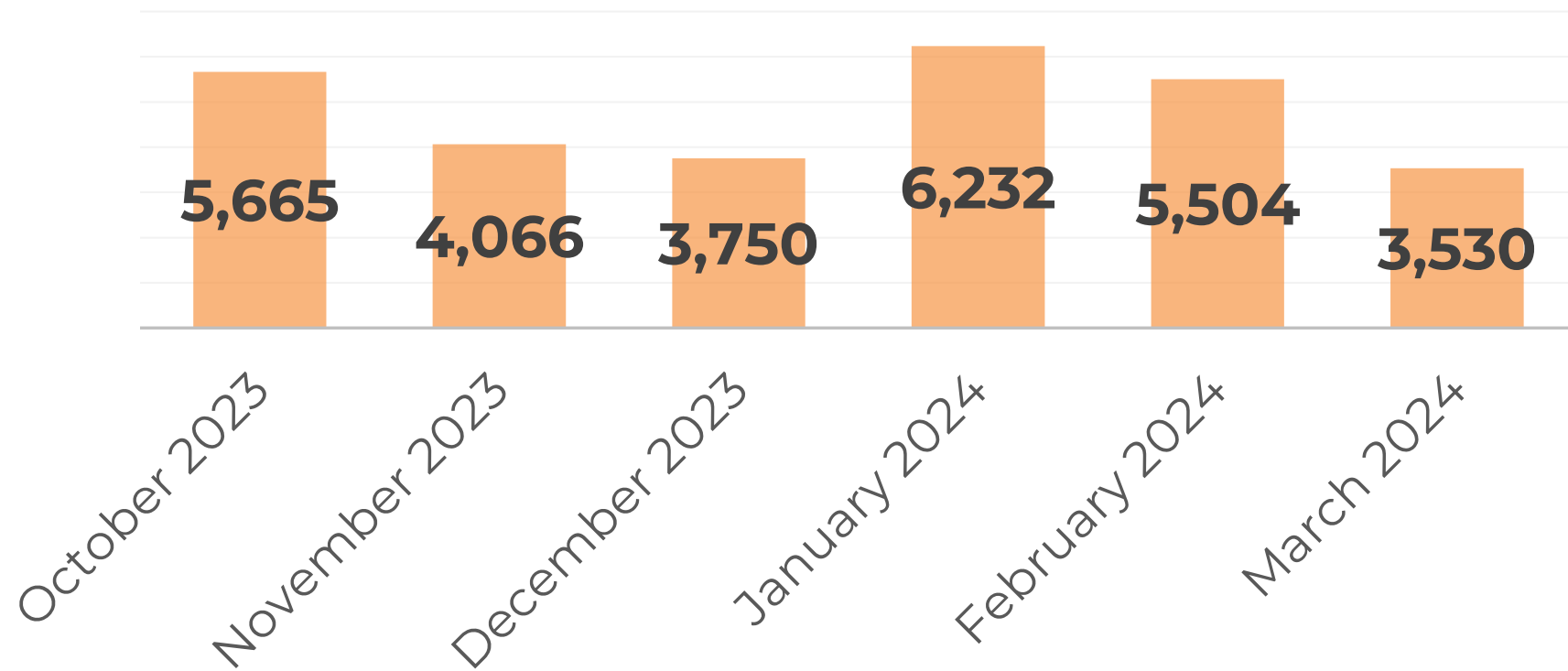


Citations

Share Of Citations By Location



Total Citations Issued by Month



4,800

Average number of citations per month across all locations

0.4%

Average percent of daily traffic receiving a citation across all locations

82%

Percent of citations in 2023 and 2024 issued to non-Alexandria residents

5%

Percent of drivers cited who received three of more citations



Community Feedback

Concerns related to:

- ▶ Advance warning for speed cameras
- ▶ Fine amounts and payment process
- ▶ School speed limits
- ▶ Hours of camera operation

Recommended Improvements:

- **Short-term:** Install additional advance warning signs on multi-lane roadways with speed cameras
- **Long-term:** Mount school zone signs on overhead mast arms on multi-lane roadways
- **Long-term:** Explore roadway design improvements that encourage slower speeds



Next Steps



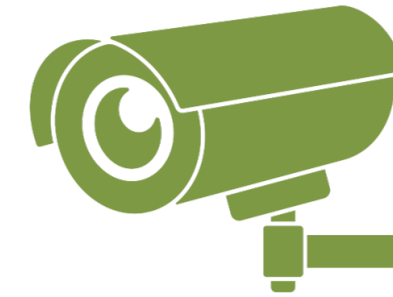
Implement **near-term signage improvements** to improve driver awareness



Continue to **dedicate staff** to ensure timely and reliable feedback to drivers



Evaluate crash data to determine crash outcomes



Identify **additional priority locations** for school speed cameras, per FY24 Approved Budget



Continue to consider and respond to **community feedback**