

## October and November Open House Summary – December 2023

Below are summaries and visualizations by topic for the written feedback and dot votes obtained in-person and survey responses obtained virtually. The raw comments, categorized by topic, question, date received, and whether it was online or in-person, can be reviewed by clicking on the document titled “Board and Survey Monkey Feedback – Raw Data” on the AlexWest webpage.

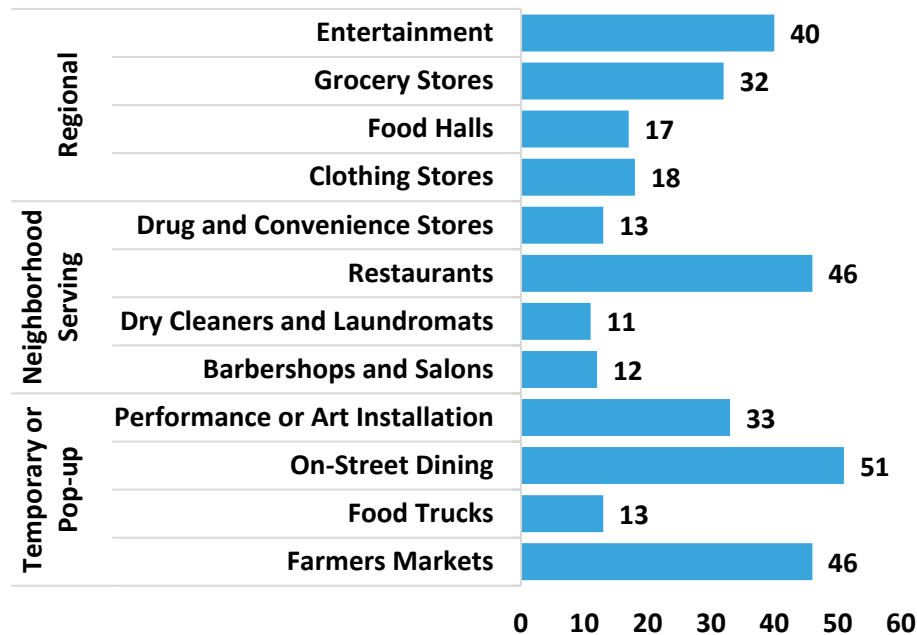
### Land Use

#### *Proposed Land Use Map*

In response to the question, “Which types of businesses and services do you want to see?”, the top three responses were On-Street Dining (51), Restaurants (46), and Farmers Markets (46).

Participants were also able to provide more specific comments about businesses or services they would like to see. Common themes included increased public/community gathering spaces, increased open space amenities and green space (including some specific athletic amenities), and amenities specifically for youth and/or children.

#### Which types of businesses and services do you want to see?



#### *Land Use Strategy – Focus Area*

The majority of comments about the Focus Area of the Land Use Strategy came from the Online Open House. Comments focused mostly on amenities within the Focus Area: specific kinds of retail preferred (“clothing stores”), community amenities, protected bus lanes, parking, etc.

#### *Land Use Strategy – Area 2*

The majority of comments about Area 2 of the Land Use Strategy came from the Online Open House. Area 2 also garnered significantly more comments than either the Focus Area or Area 3. Participants who responded generally felt that Area 2 should remain suburban in feel: plenty of green and open space, lower-density buildings that are “in proportion to the land”, and areas to walk safely around the neighborhood.

### *Land Use Strategy – Area 3*

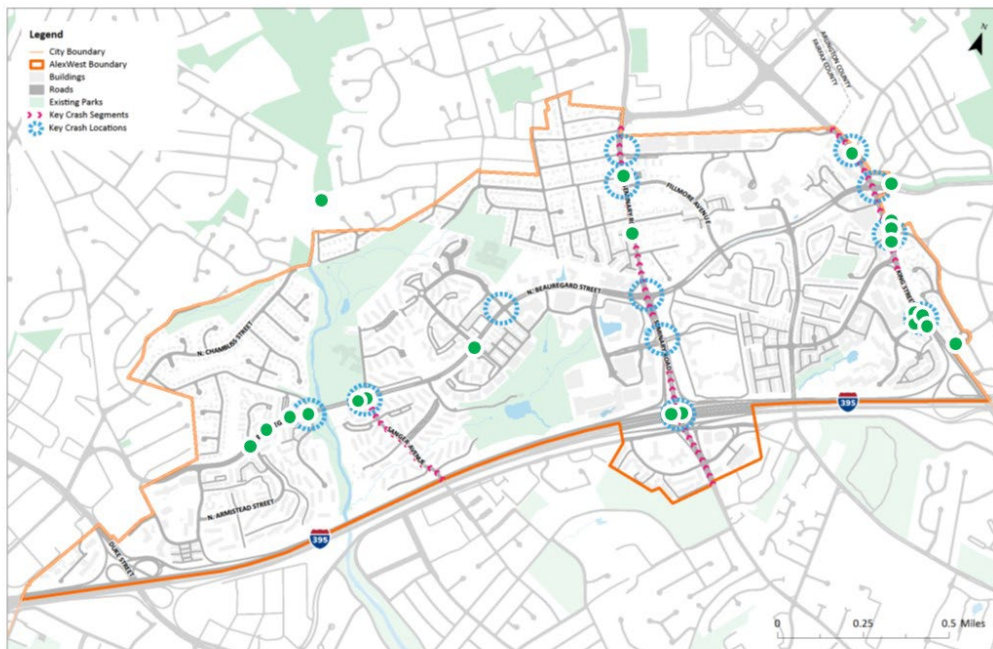
Like the Focus Area and Area 2, the majority of comments about Area 3 came from the Online Open House. Several participants indicated an openness to having some commercial uses in Area 3 while others indicate they only wanted Area 3 to be residential and/or left as it is.

## Mobility

The mobility boards did not have any open comment response options, either in-person or online, however several in-person participants added sticky notes to the mobility boards. Of these comments, almost all of them focused on expanded or improved bicycle, pedestrian, and transit infrastructure.

### *Speeding*

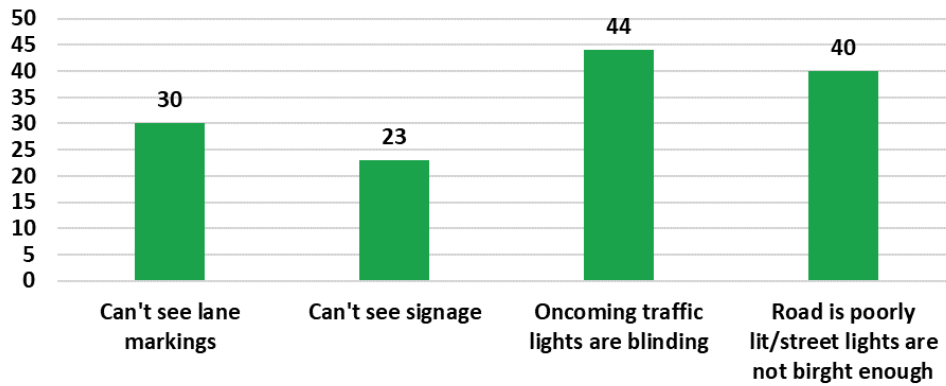
Online and in-person participants were asked to indicate on this map where they had experienced other drivers speeding. The majority of participants who responded placed a pin (in-person) or clicked (virtual) on Beauregard Street, King Street, and Seminary Street.



### *Common Driving Issues*

When asked which of the below issues they experienced the most, in-person and online participants indicated that bright oncoming traffic lights were the most frequently occurring issue, followed by poorly lit streets and dim streetlights.

### Which of the following issues have you experienced driving at night in AlexWest?

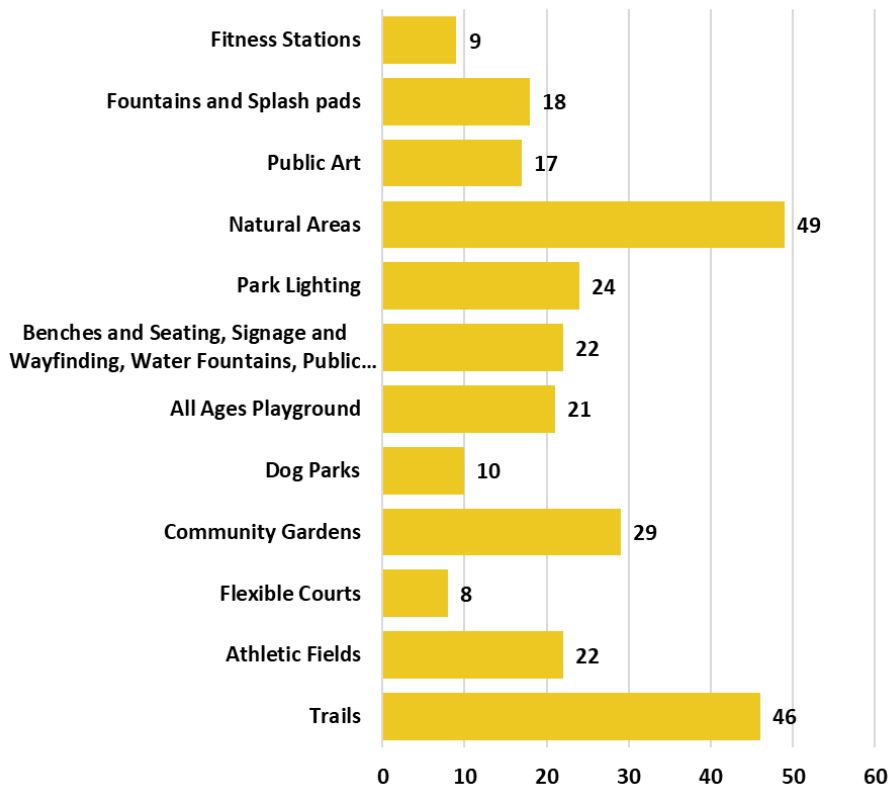


## Open Space

### Park Features

When specifically asked about what kinds of features participants would like to see in parks in AlexWest, most participants indicated Natural Areas and Trails. Community Gardens was a distant third.

### What types of park features you would like to see in AlexWest?



### *Favorite Park*

Some of the parks identified by participants include:

- Winkler Preserve
- Huntley Meadows
- Fairlington Park
- Holmes Run
- Lubber Run
- Green Spring Gardens
- Fort Ward
- Shirlington Dog Park
- City Center Park, Washington DC
- Alexandria Waterfront
- Fort Reynolds
- Glencarlyn Park
- Great Falls Park
- Burke Lake
- Dora Kelley Nature Park
- Barcroft Park
- Chinguapin Park
- El Parque de los Jesuitas

In response to this question, many participants added additional information about their favorite parks. Many comments focused on the diverse natural landscape and environment of the particular park. Other comments included the large size of the park, the specific programming within a park, and the tranquility of the park (i.e., participants liked not being able to hear or see the surrounding neighborhood from inside the park).

### *Recreation Facilities and Programming*

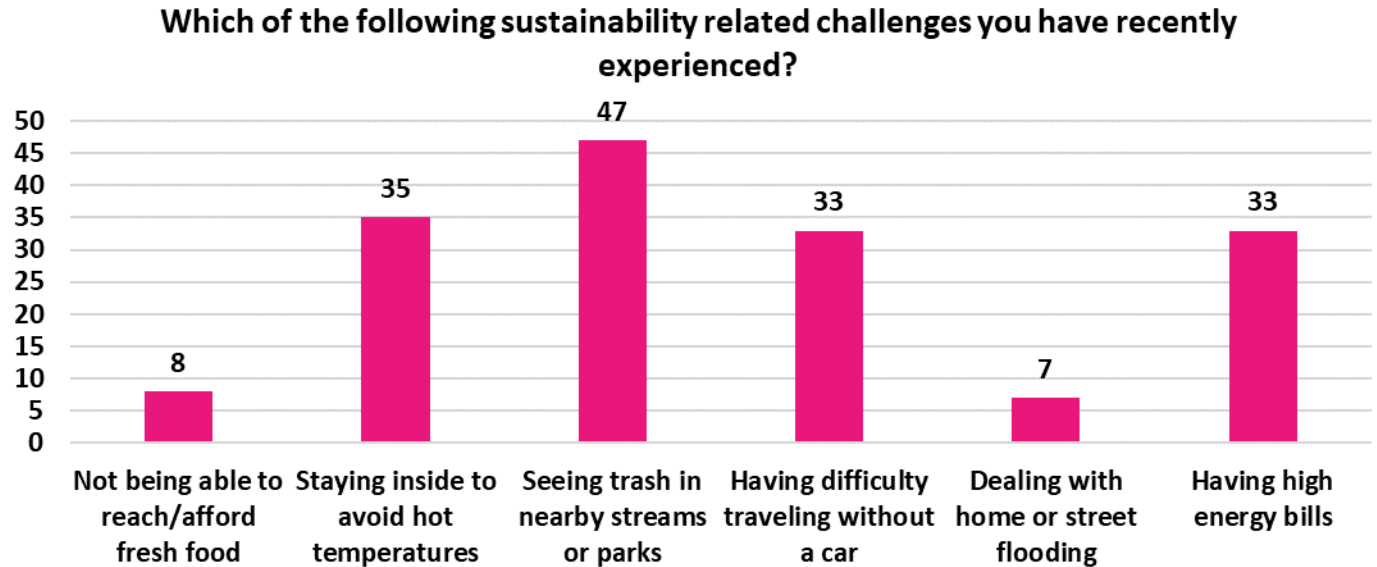
Participants were asked to provide feedback for improving the programming in recreation facilities. There was not a major common theme throughout the comments, with some participants focusing on amenities within a recreation center (examples include a single-gender pool, a community garden, specific sporting facilities like cricket fields and tennis courts) while others focused on accessibility and inclusivity in programming (examples include more affordable membership fees, programming for all ages, specifically youth and seniors, and improved transit access).

### *General Thoughts*

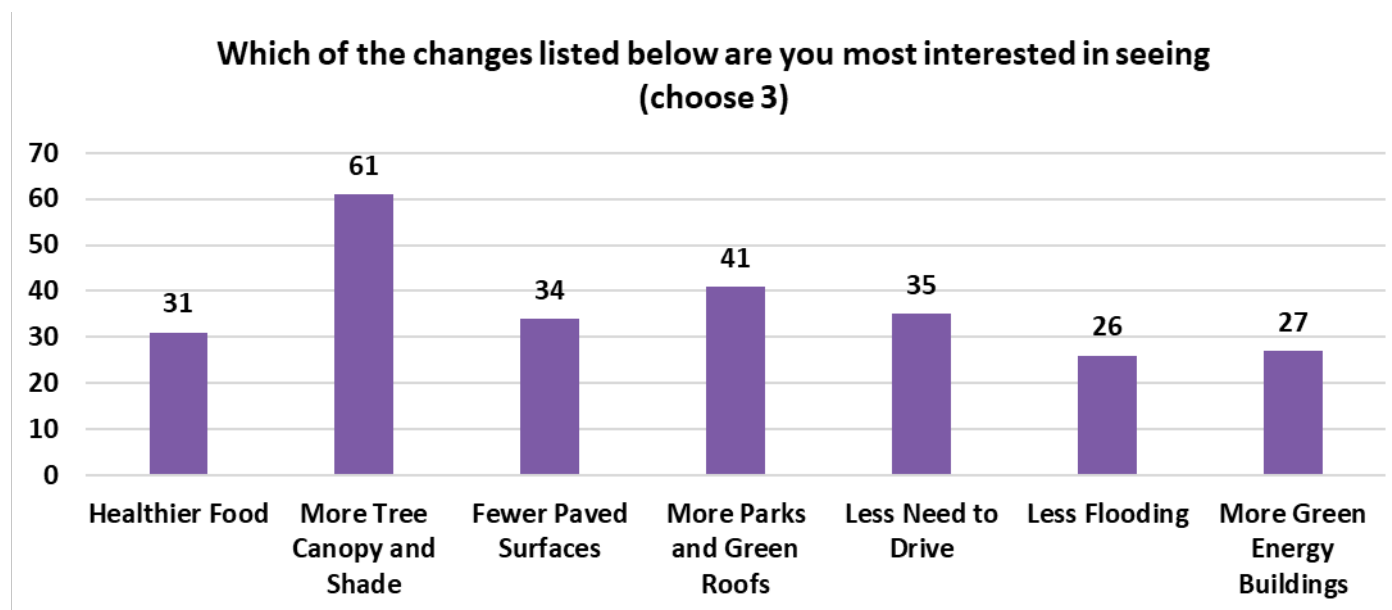
Participants were asked to provide their thoughts about the park opportunities and approved parks map. The vast majority of the responses came from online participants. While each of the different typologies found support from multiple participants, natural and conservation areas were most frequently mentioned in comments, which corresponds generally to the outcome of the park features question. In addition, many participants expressed support for the accessibility and network proposals outlined in the proposed open space.

## Sustainability

In-person and online participants were prompted to identify which challenges they had experienced or noticed in Alexandria. The most frequently identified challenge was participants seeing trash in nearby streams or parks, followed by needing to stay inside to avoid hot temperatures.



In addition to identifying challenges, online and in-person participants were asked to select among a list of changes they would be interested in seeing. “More tree canopy and shade” received the most selections from participants, corresponding to the challenges response above. Similarly, the second most selected change was “More Parks and Green Roofs.”



*General Thoughts*

In addition to responding to specific questions about sustainability, participants were able to add additional thoughts on the proposed sustainability metrics. Many participants stated that they wanted to protect AlexWest's existing tree canopy and expand it in the future. In addition, participants identified better public transportation options as a way they would want the City to address sustainability in AlexWest, particularly due to existing reliance on cars and experience with congestion. Several participants identified expanded EV chargers and installation of Solar Panels as additional items the City should support in this effort.